



# Case Reports



02/04/01	Taught Toothpicking
21/05/01	Toothpicking checked Taught Toothbrushing
15/06/01	Checked Toothpicking and Toothbrushing
30/08/01	Checked Toothpicking and Toothbrushing

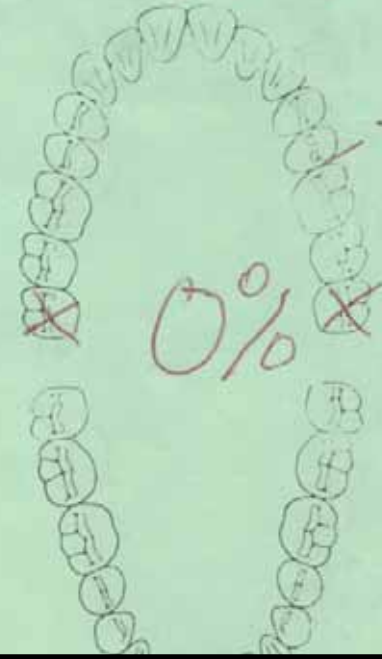
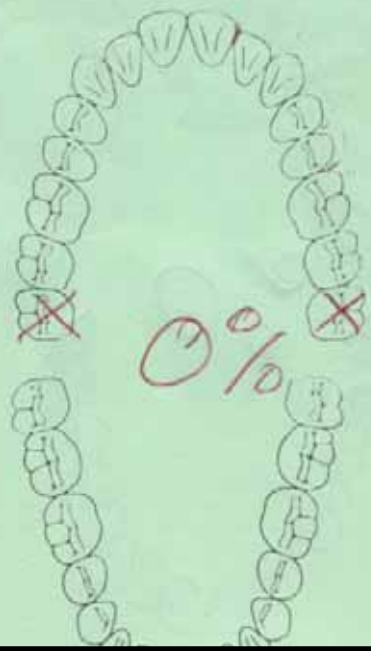
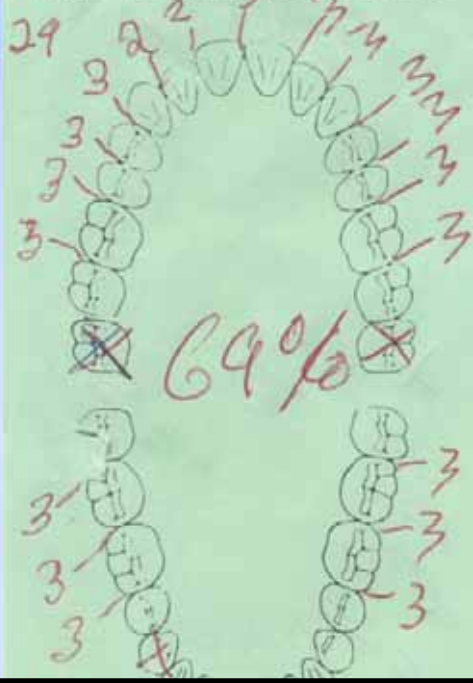


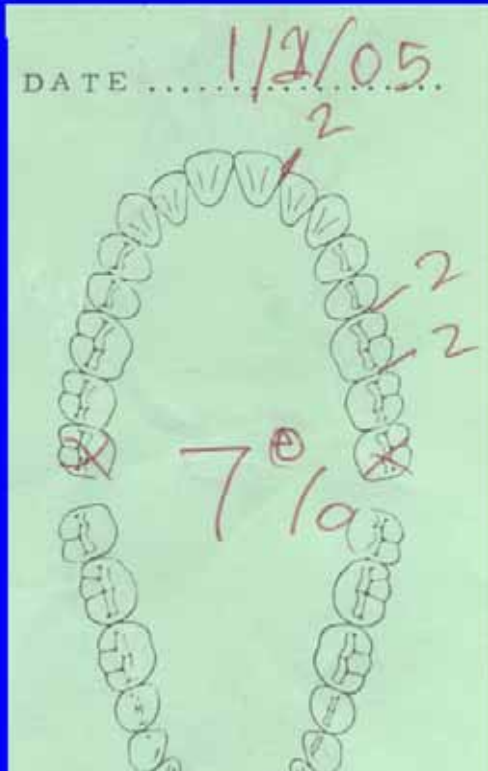
Gary McVernon

DATE 2/4/01

DATE 28/11/01

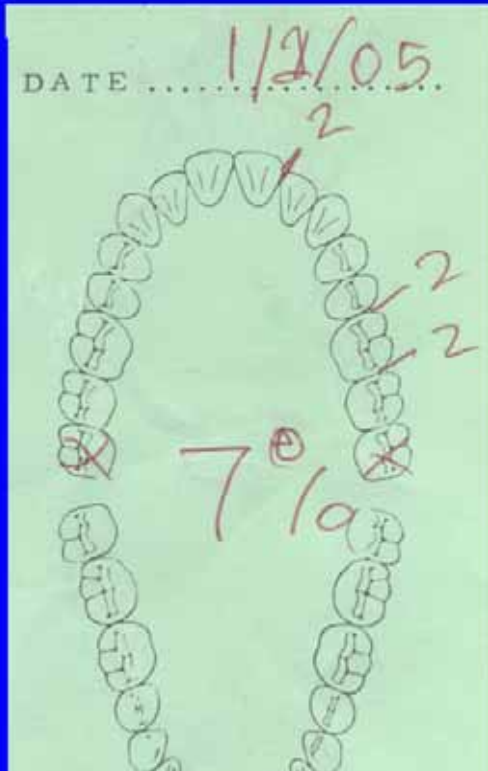
DATE 10/6/04





01/02/05

Gum Check  
Checked  
Toothpicking  
and  
Toothbrushing

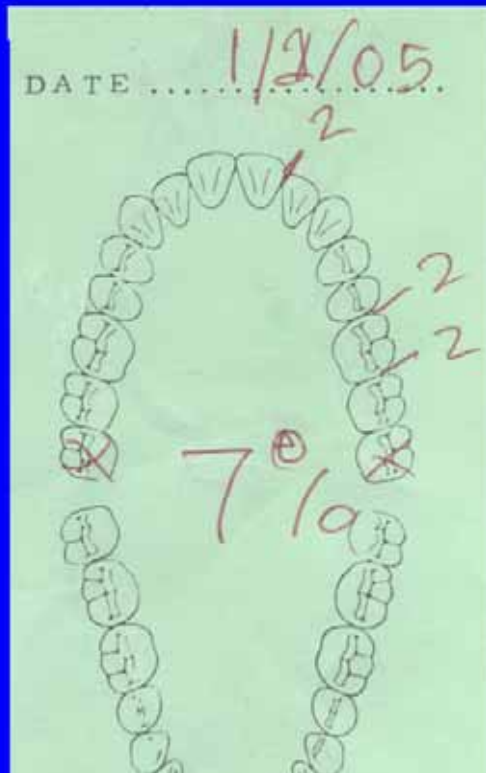


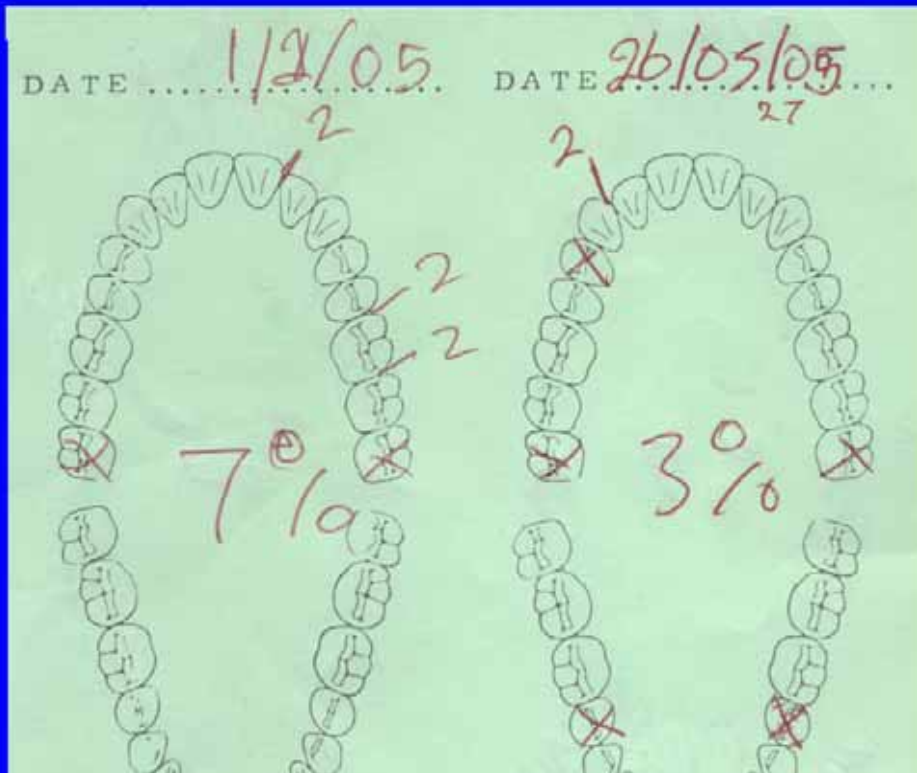
01/02/05

Gum Check  
Checked  
Toothpicking  
and  
Toothbrushing

16/03/05

Toothpicking  
and  
Toothbrushing





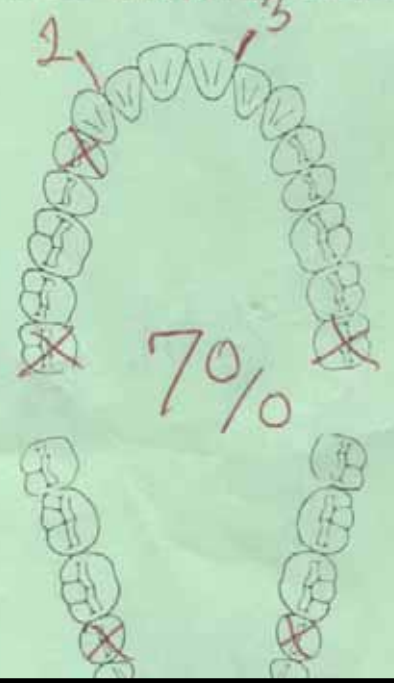
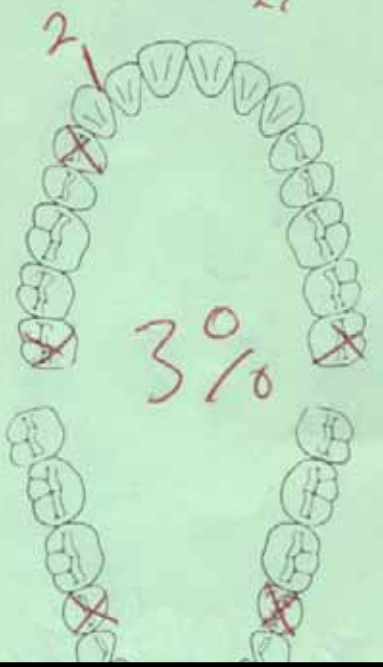
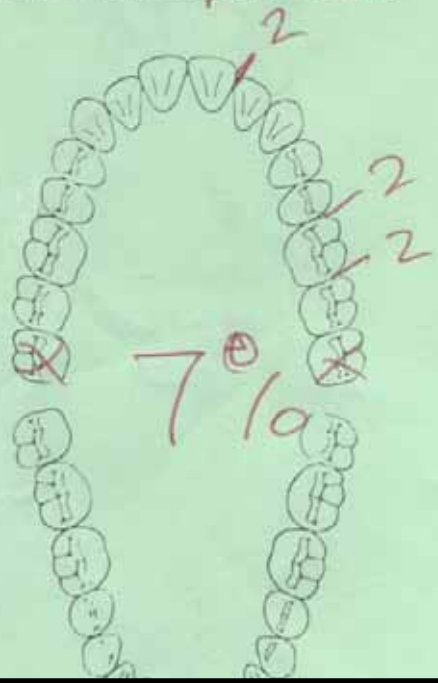
26/05/05

Gum Check  
Checked  
Toothpicking  
and  
Toothbrushing

DATE <sup>3</sup> 1/2/05

DATE 26/05/05 <sub>27</sub>

DATE 28/6/05 <sub>27</sub>



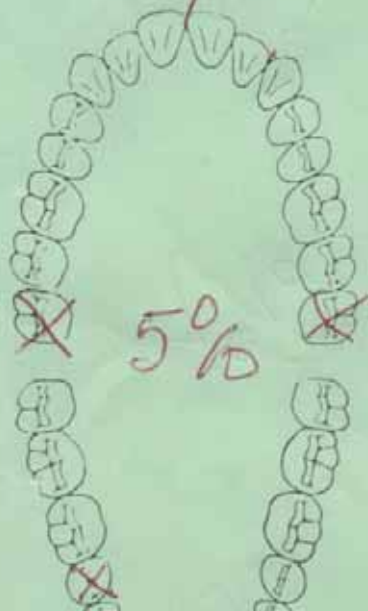
28/0605

Gum Check

Checked Toothpicking

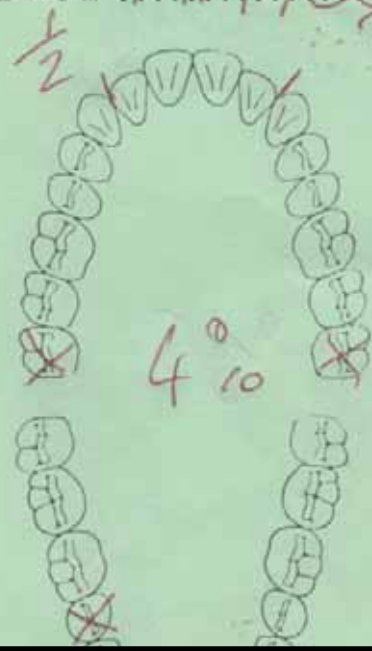
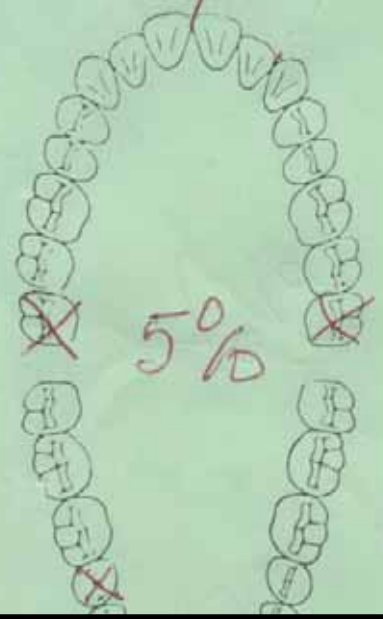
Scale and Polish

DATE 7/3/06



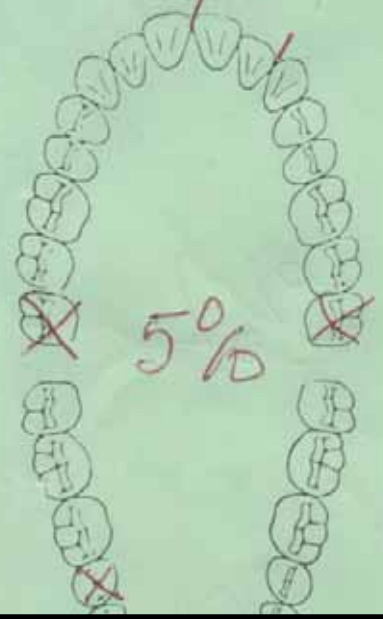
DATE 7/3/06

DATE 19/4/06

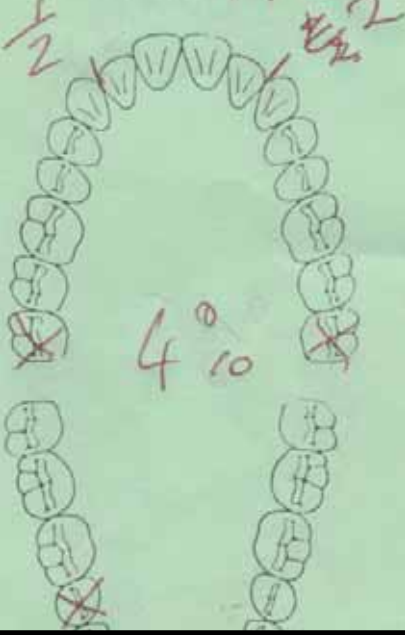


29

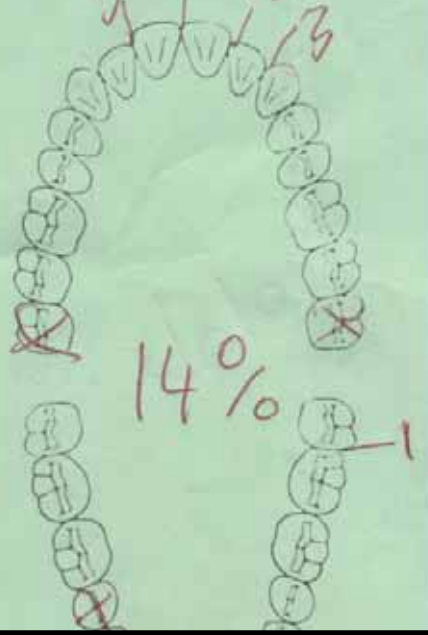
DATE 7/3/06



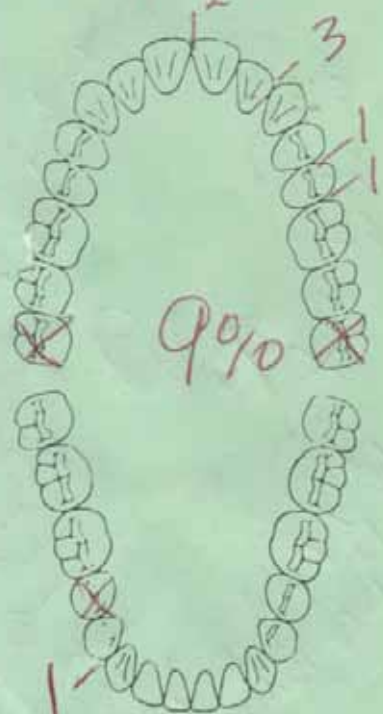
DATE 19/4/06



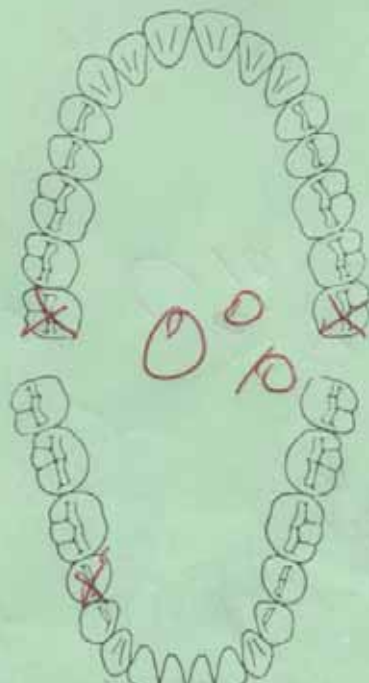
DATE 12/6/07



DATE ... 12/9/07 ... 29



DATE ... 11/9/07 ... 29 DATE 24/06/07 ...



# Another Case

Name G. Albert Williamson

## Gum Health Progress Sheet

Date 22/3/04

Number of Teeth 92

Total Bleeding Score \_\_\_\_\_



# Case 2

The Williamson Case



# 6 Months Later

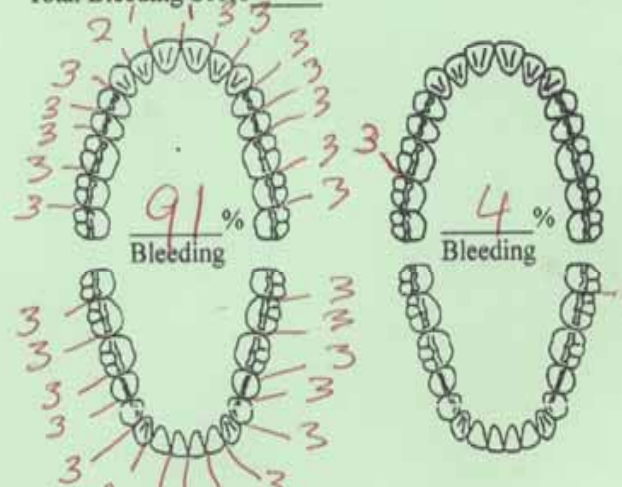
Name Gareth W. Wilkinson

## Gum Health Progress Sheet

Date 22/3/04      Date 27/9/04

Number of Teeth 32      Number of Teeth 32

Total Bleeding Score \_\_\_\_\_



# No Professional Cleaning

Name Gareth W. Williamson

## Gum Health Progress Sheet

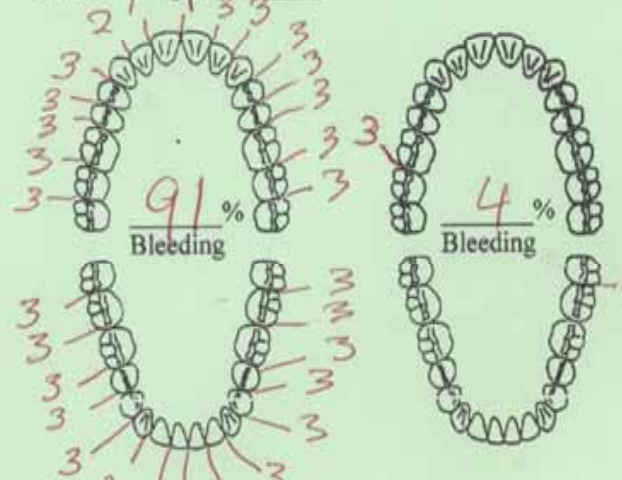
Date 22/3/04

Date 27/9/04

Number of Teeth 32

Number of Teeth 32

Total Bleeding Score \_\_\_\_\_



# 8 months Later

Williamson

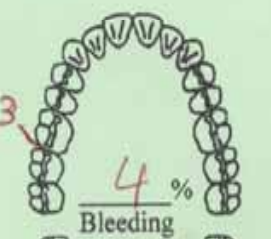
Name G. Robert Williamson

## Gum Health Progress Sheet

Date 22/3/04    Date 27/9/04    Date 2/12/04

Number of Teeth 32    Number of Teeth 32    Number of Teeth 32

Total Bleeding Score \_\_\_\_\_



# No Professional Cleaning

Name G. Robert Williamson

## Gum Health Progress Sheet

Date 22/3/04    Date 27/9/04    Date 2/12/04  
Number of Teeth 32    Number of Teeth 32    Number of Teeth 32

Total Bleeding Score \_\_\_\_\_

The form contains three dental arch diagrams, each with a percentage of bleeding and the word 'Bleeding' written below it. The first diagram (top left) shows a high level of bleeding with 91% written in the center and the word 'Bleeding' below. Red numbers '3' are written next to most teeth, and a '2' is written above the upper central incisors. The second diagram (top middle) shows a low level of bleeding with 4% written in the center and the word 'Bleeding' below. A single red '1' is written next to one tooth. The third diagram (top right) shows no bleeding with 0% written in the center and the word 'Bleeding' below. The bottom half of the form is blank.

91%  
Bleeding

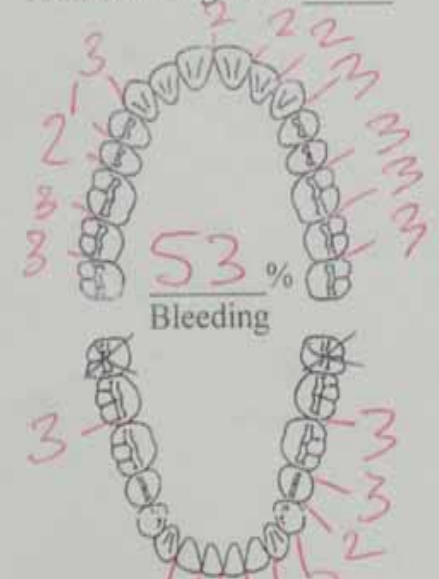
4%  
Bleeding

0%  
Bleeding

Date 17/11/99

Number of Teeth 30

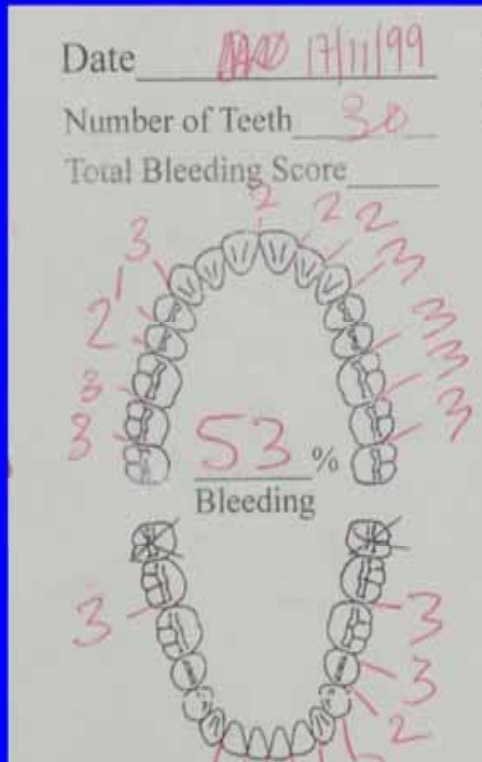
Total Bleeding Score \_\_\_\_\_



# Case 3

The Hewitt Case

17/11/99



Initial Gum Check  
Bleeding Index 53%  
Taught Toothpicking  
Shown Bleeding Index  
Sheet

# One Month Later

15/12/99

Patient Not able to come in Earlier

Toothpicking Checked

Taught Toothbrushing

# One Month Later

12/01/00

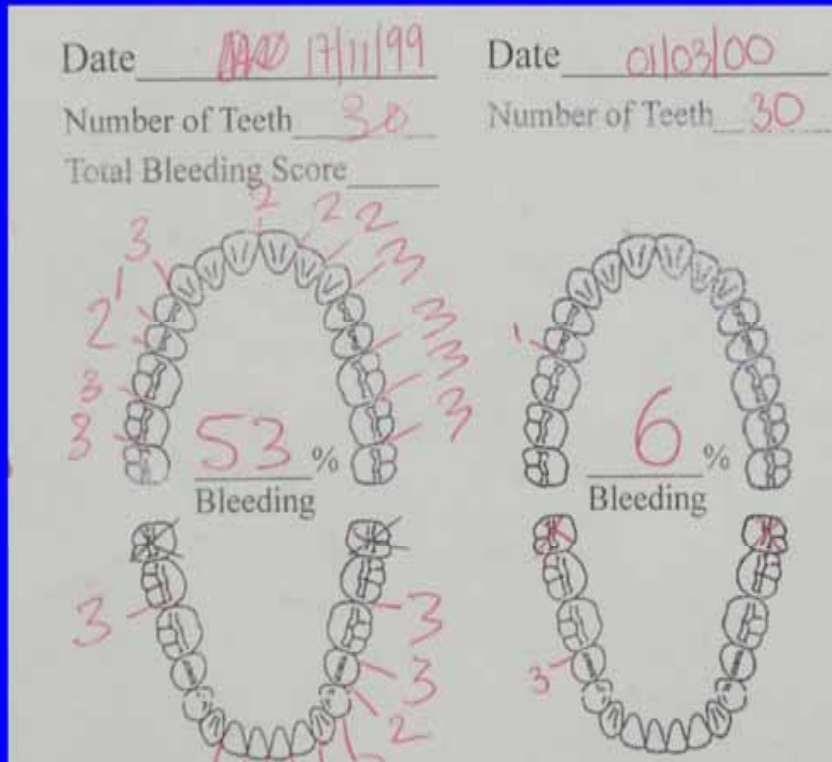
Toothpicking Checked  
Toothbrushing Checked

Nine Days Later

21/01/00

Toothpicking Checked  
Toothbrushing Checked

March 2000



Gum Check  
Bleeding Index  
6%  
Taught Fine  
Interdental  
Brushes

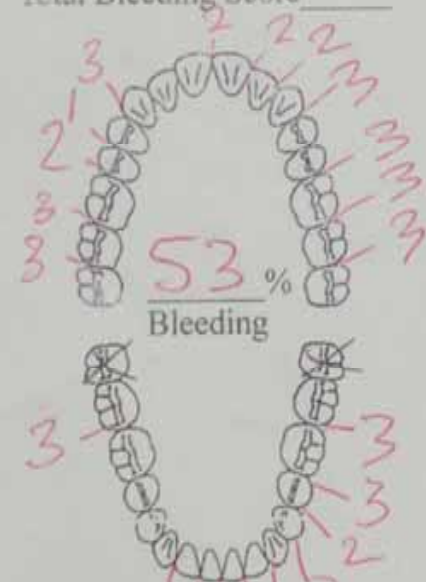


# Bleeding Index 0%

Date ~~17/11/99~~ 17/11/99

Number of Teeth 30

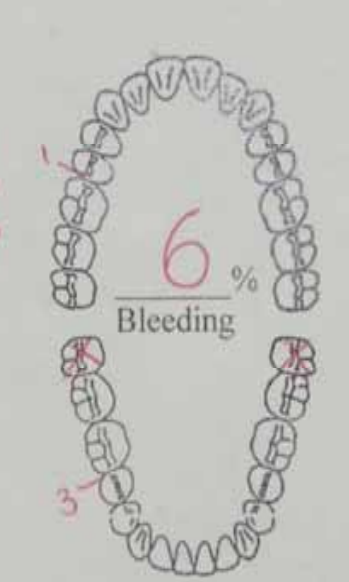
Total Bleeding Score \_\_\_\_\_



Date 01/03/00

Number of Teeth 30

Total Bleeding Score \_\_\_\_\_



Date 3/4/00

Number of Teeth \_\_\_\_\_

Total Bleeding Score \_\_\_\_\_



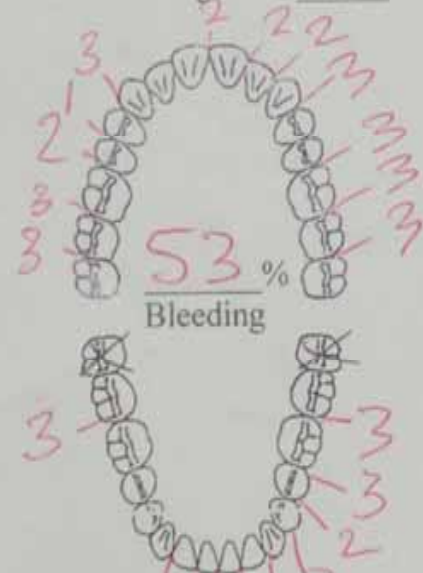


# Checked Toothbrushing

Date ~~11/11/99~~ 17/11/99

Number of Teeth 30

Total Bleeding Score \_\_\_\_\_



Date 01/03/00

Number of Teeth 30

Total Bleeding Score \_\_\_\_\_



Date 3/4/00

Number of Teeth \_\_\_\_\_

Total Bleeding Score \_\_\_\_\_

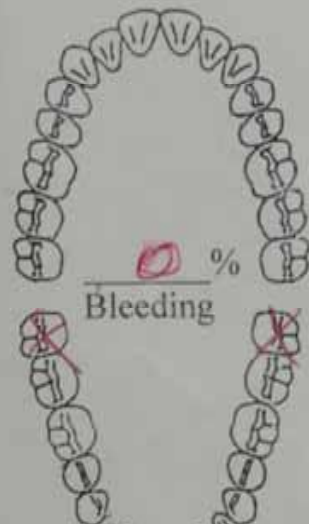




Date 2/5/00

Number of Teeth \_\_\_\_\_

Total Bleeding Score \_\_\_\_\_



# May 2000

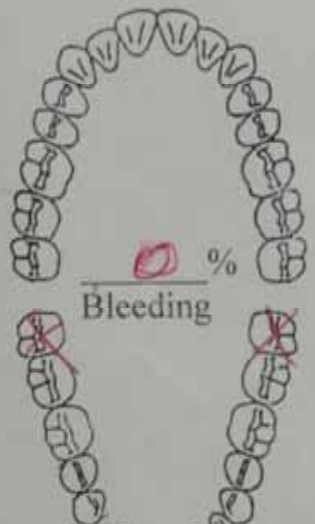
## GC

### Scale and Polish

Date 2/5/00

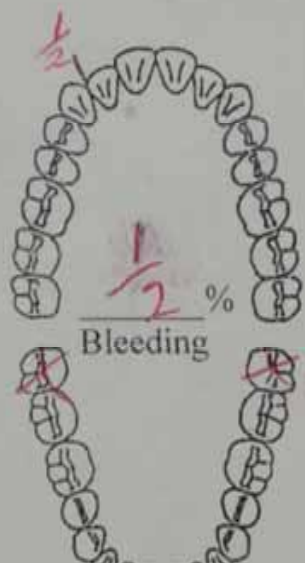
Number of Teeth \_\_\_\_\_

Total Bleeding Score \_\_\_\_\_



Date 12/9/00

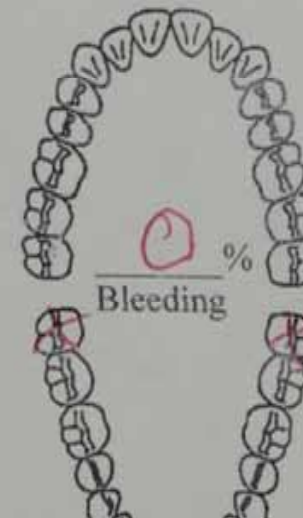
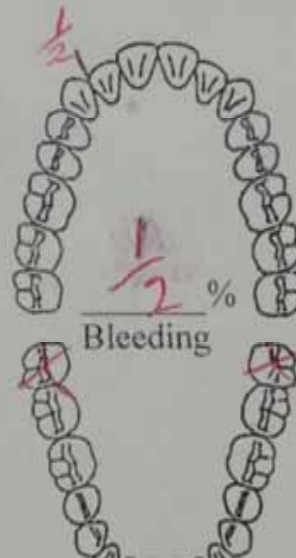
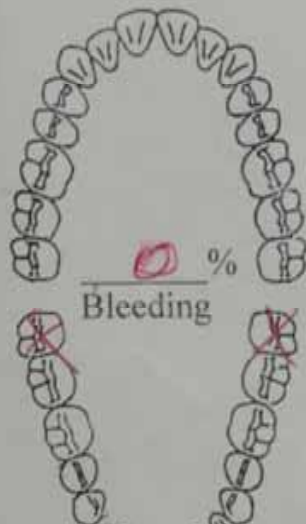
Number of Teeth \_\_\_\_\_



September  
2000  
Recall  
Gum Check  
Bleeding  
Index  
1/2%

# March 2003 Recall Gum Check

Date 2/5/00      Date 12/9/00      Date 3/08/03  
Number of Teeth \_\_\_\_\_      Number of Teeth \_\_\_\_\_      Number of Teeth 30  
Total Bleeding Score \_\_\_\_\_



# Bleeding Index 0%

Date 2/5/00

Number of Teeth \_\_\_\_\_

Total Bleeding Score \_\_\_\_\_

Date 12/9/00

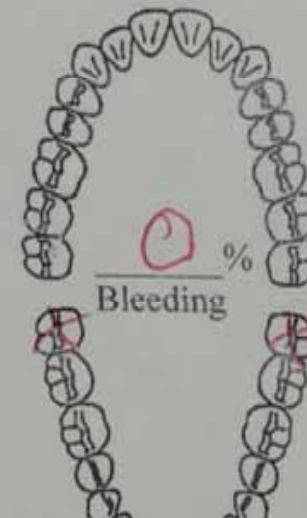
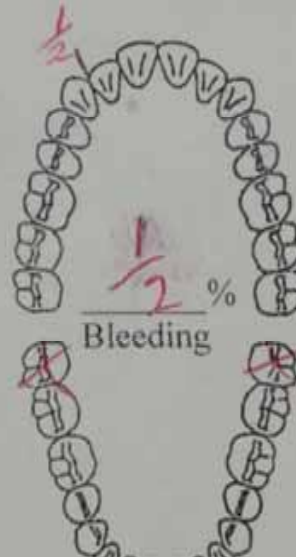
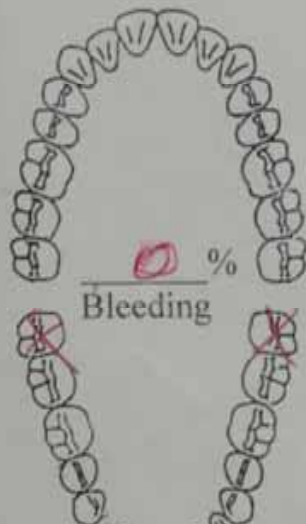
Number of Teeth \_\_\_\_\_

Total Bleeding Score \_\_\_\_\_

Date 13/08/03

Number of Teeth 30

Total Bleeding Score \_\_\_\_\_



April 2003 160403

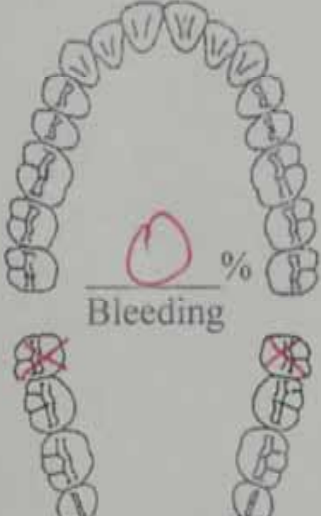
Check Brushing

Lower Front Scaling

April 2004 140404

# Recall Gum Check

Date 14/4/04  
Number of Teeth 30  
Total Bleeding Score \_\_\_\_\_

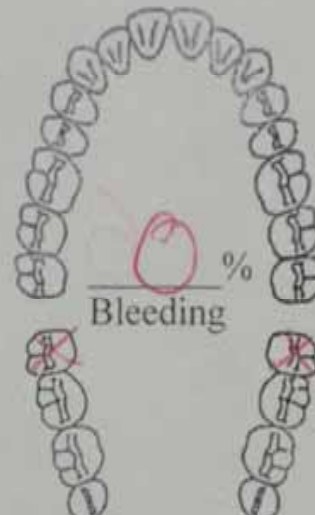
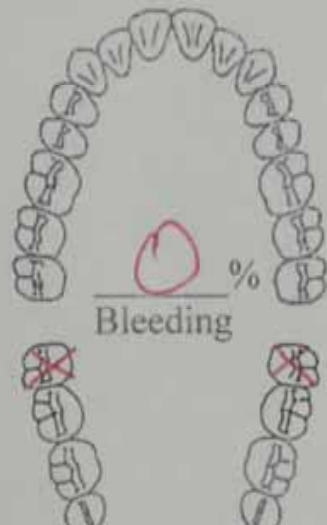


Bleeding %

The diagram shows a dental arch with 30 teeth. A red circle is drawn around the word "Bleeding" and a percentage sign. Two red 'X' marks are drawn on the lower teeth, indicating missing or non-existent teeth.

Date 14/4/04  
Number of Teeth 30  
Total Bleeding Score \_\_\_\_\_

Date 25/05/05  
Number of Teeth 30



May 2005  
25/05/05

# Recall Gum Check

September 2005 27/09/05

Part Scale and Polish

November 2005 10/11/05


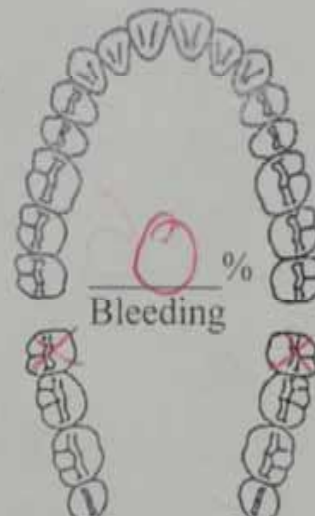
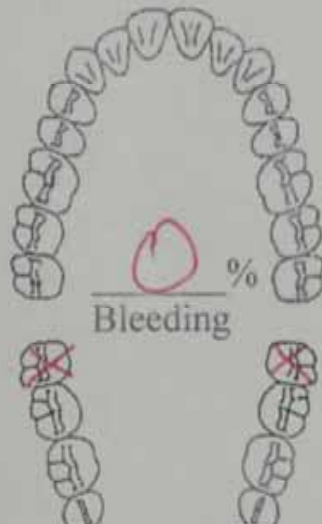
Brushing Checked  
Scale and Polish

January 2006 04/01/06

Checked Brushing

# April 2006 20/04/06 Recall

Date 14/4/04      Date 29/05/05      Date 20/4/06  
Number of Teeth 30      Number of Teeth 30      Number of Teeth \_\_\_\_\_  
Total Bleeding Score \_\_\_\_\_


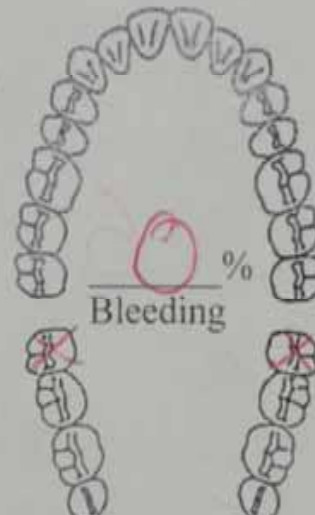
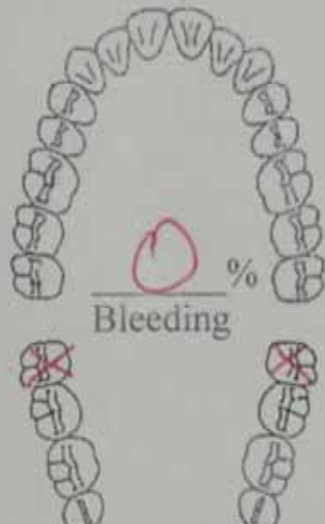


# Scale and Polish

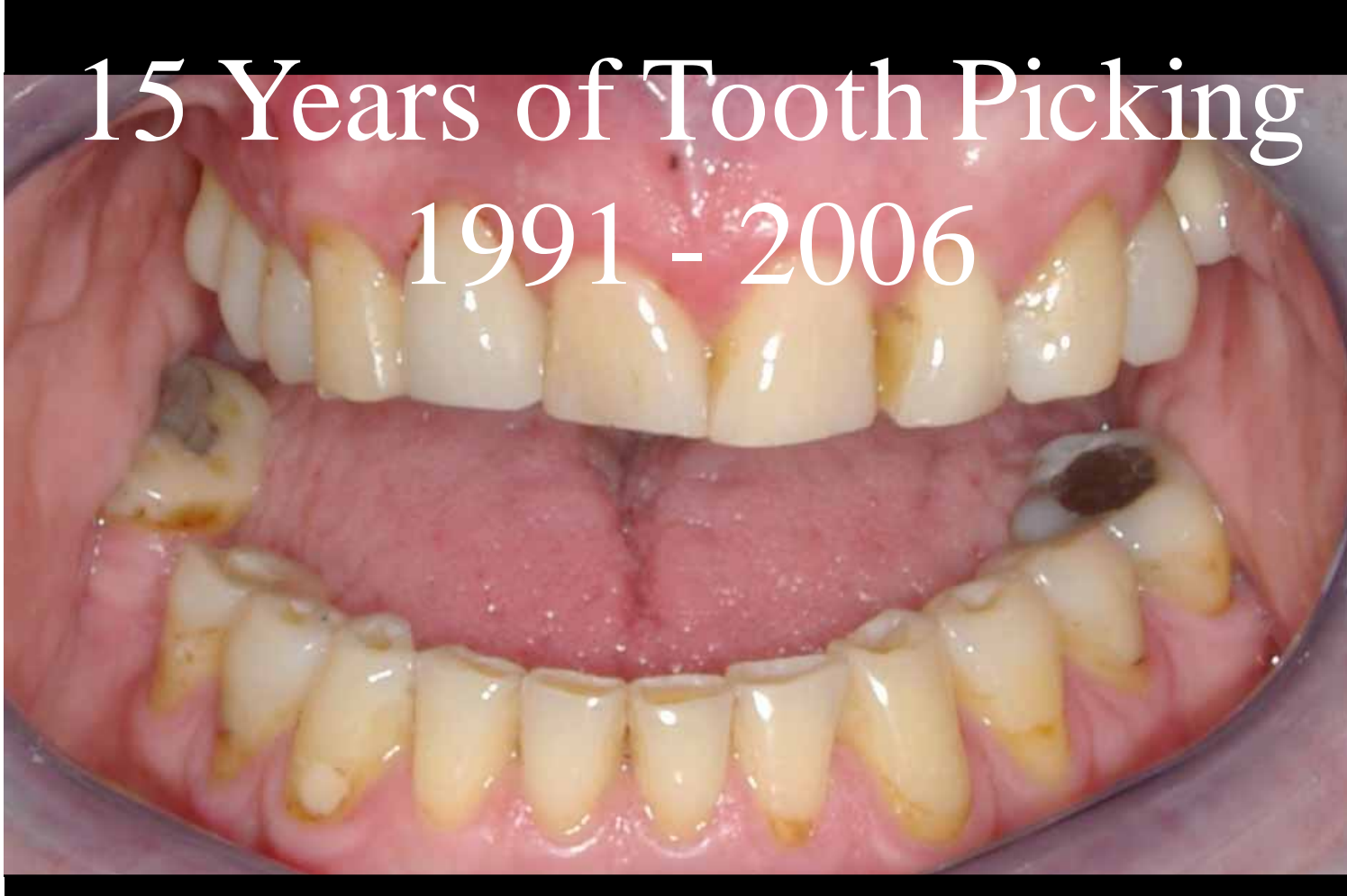
Date 14/4/04  
Number of Teeth 30  
Total Bleeding Score \_\_\_\_\_

Date 25/05/05  
Number of Teeth 30

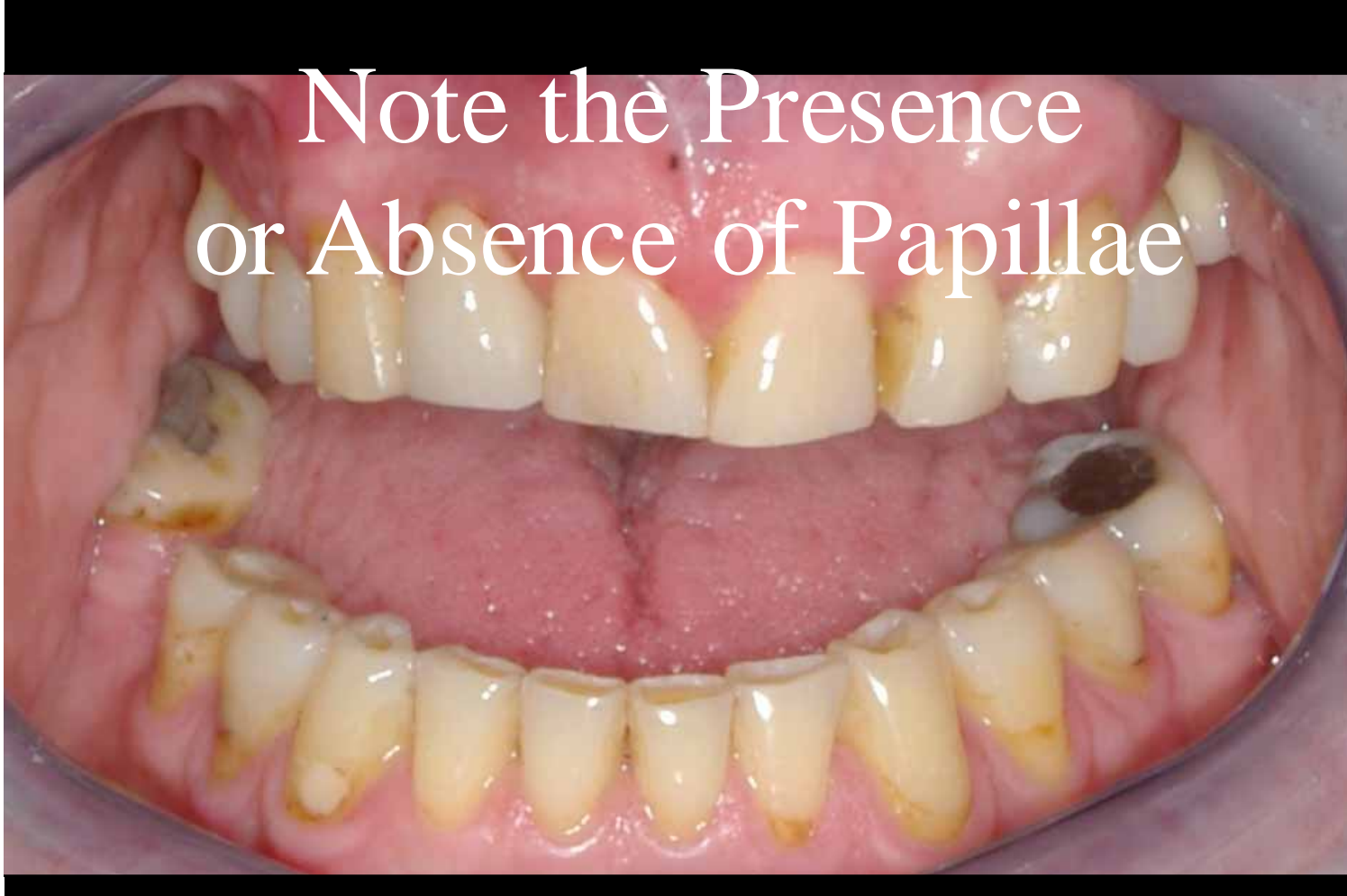
Date 20/4/06  
Number of Teeth \_\_\_\_\_



# 15 Years of Tooth Picking 1991 - 2006



Note the Presence  
or Absence of Papillae

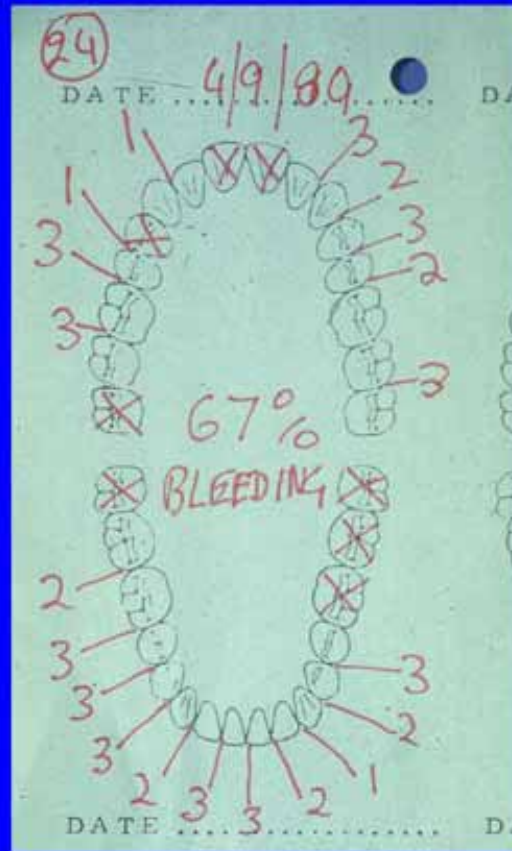




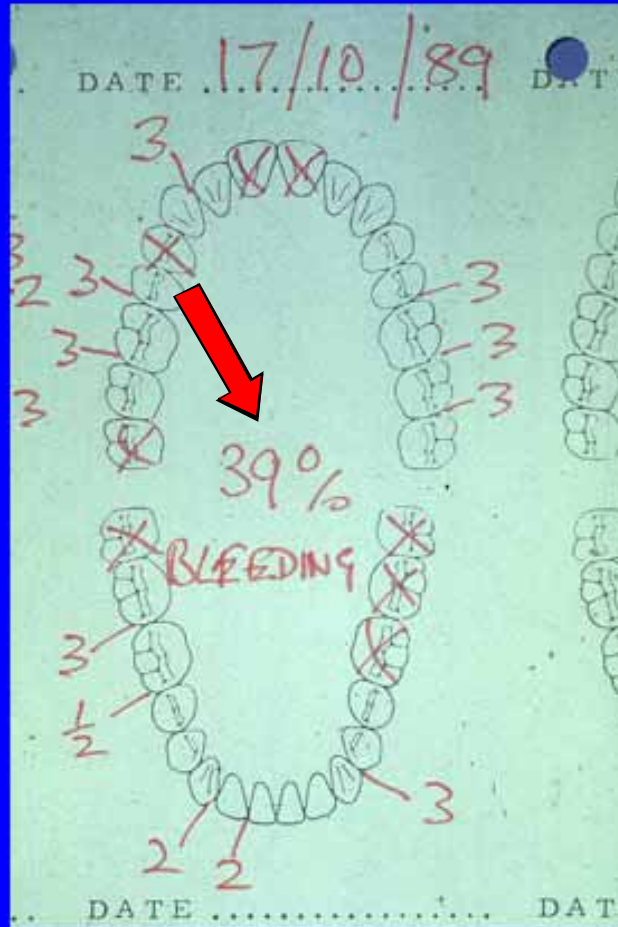




# A Case Example



September  
1989

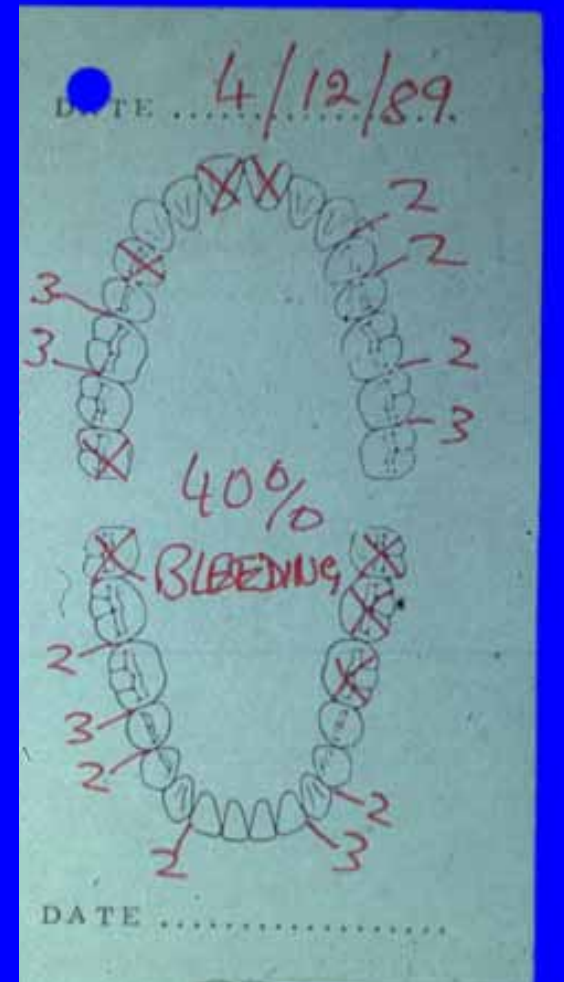


1 1/2  
Months  
Later


Menu



2 1/2 Months  
Later  
No Improvement  
The Patient had  
Problems at Work



Some  
Improvement




4 1/2  
Months  
Later

Menu



A Great  
Improvement

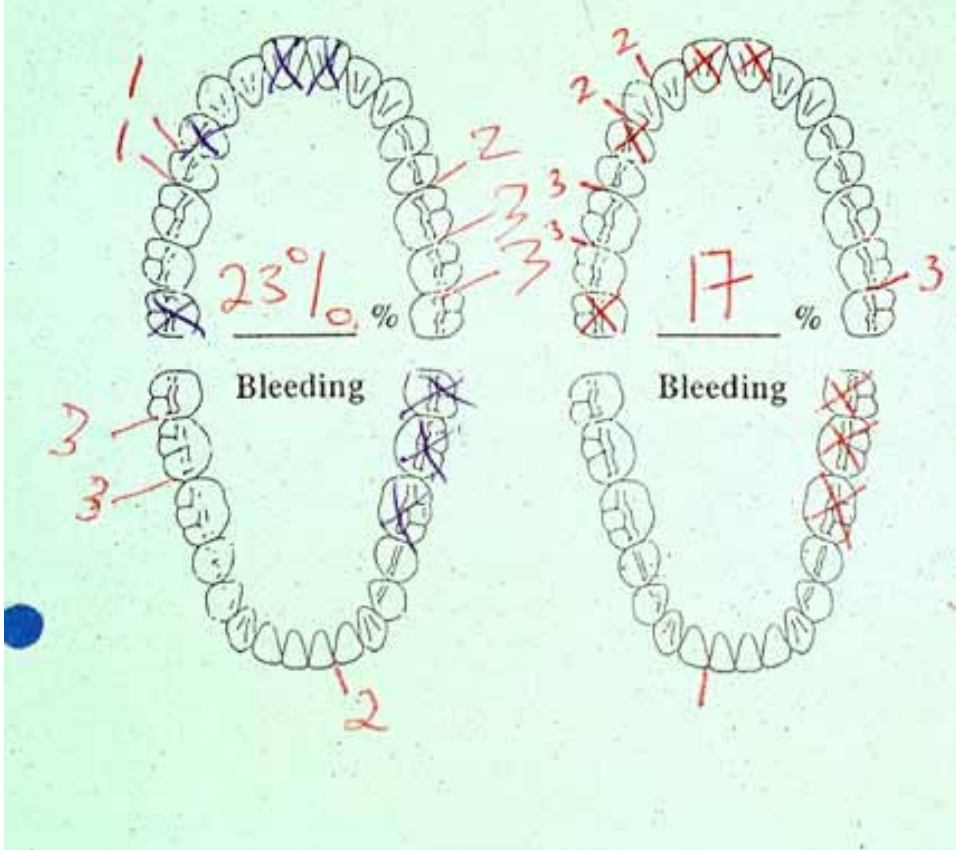


8  
Months  
Later

Menu

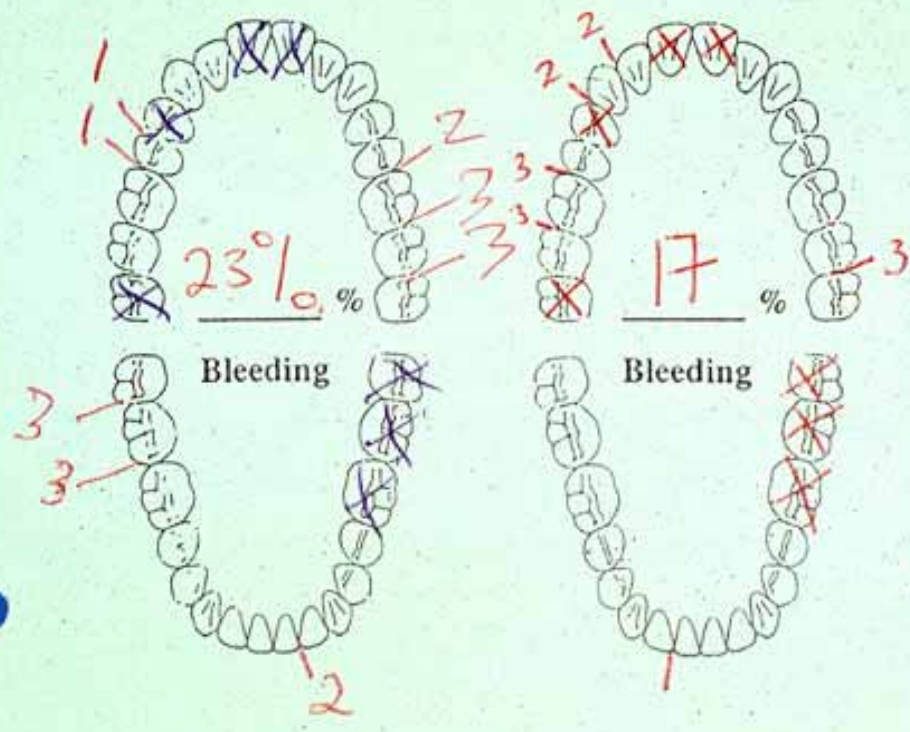


Number of Teeth 25      Name Joy [unclear]  
DATE 29/4/97      DATE 24/6/97



7 1/2 Years  
Later

Number of Teeth 25 Name Joy  
DATE 29/4/97 DATE 24/6/97

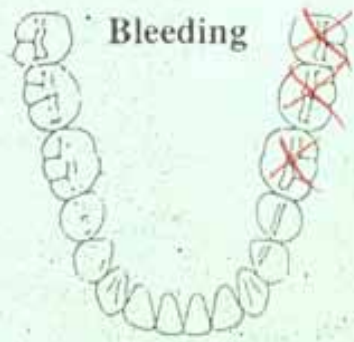


Some  
Relapse then  
Some  
Improvement

Gum Health Progress

Number of Teeth 25

DATE ..... 17/9/97

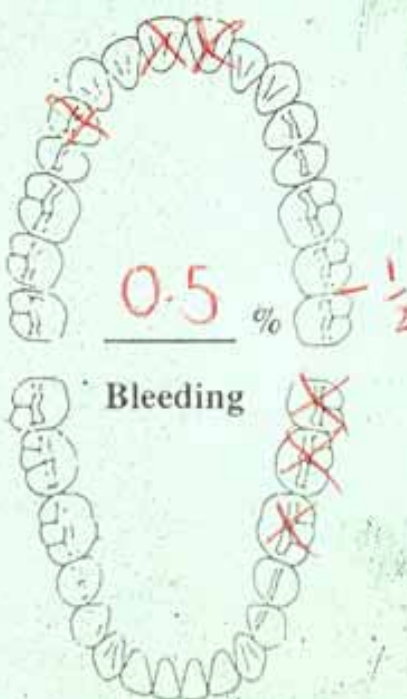


8 Years  
Later

Gum Health Progress

Number of Teeth 25

DATE ..... 7/19/97



0.5 % 1/2

Bleeding

Eventually  
a Great  
Improvement

# Another Case

Menu



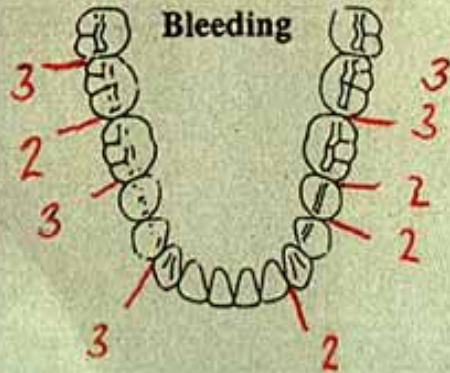
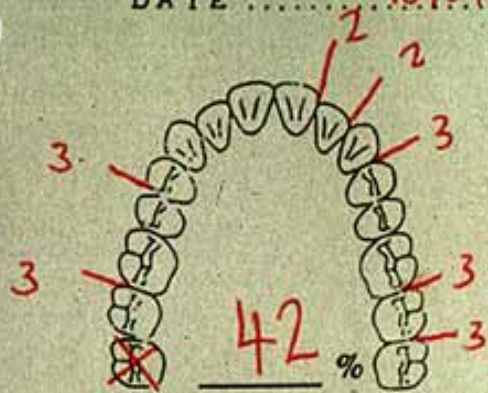
# Gum Health Progress

Number of Teeth 31

Name MR. S WARRICK

DATE .....

10/8/95



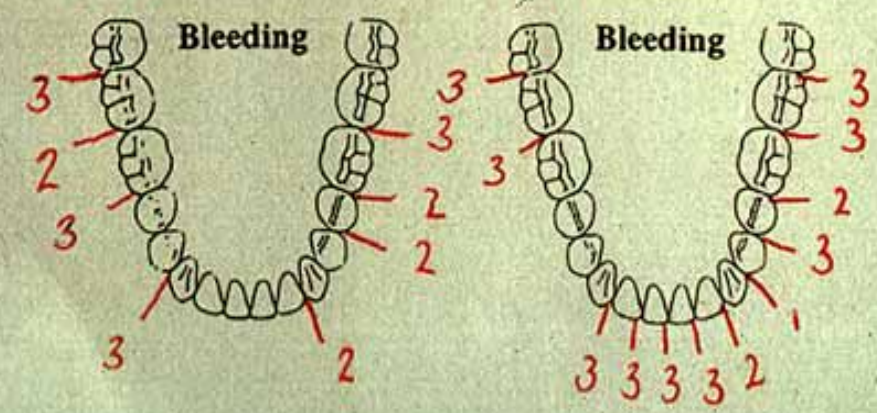
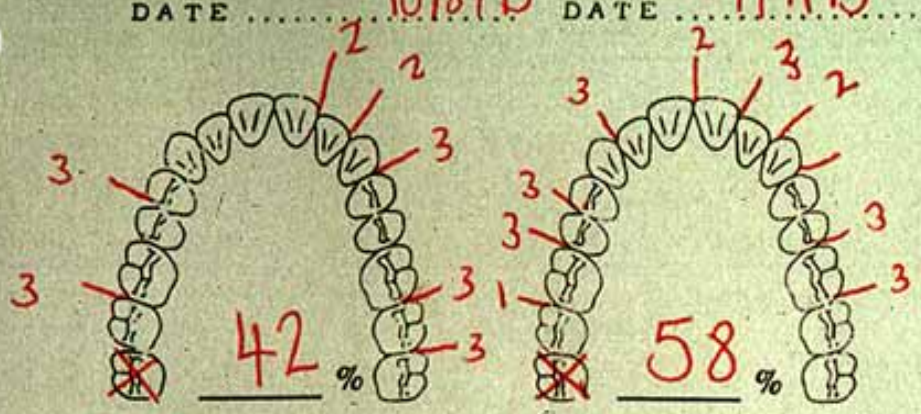
# Gum Health Progress

Number of Teeth 31

Name MR S WARRICK

DATE 10/8/95

DATE 7/9/95



One  
Month  
Later



This Patient took  
1  $\frac{3}{4}$  Years  
to become motivated

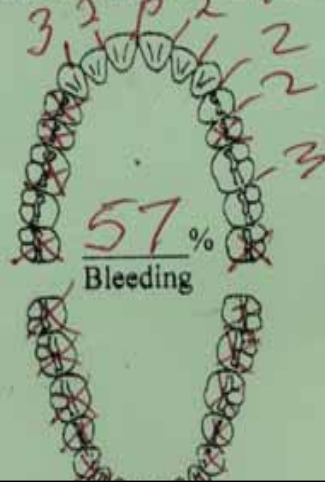
Name Teel Barber

# Gum Health Progress Sheet

Date 5/12/06

Number of Teeth 10

Total Bleeding Score 17



Name Teel Barber

## Gum Health Progress Sheet

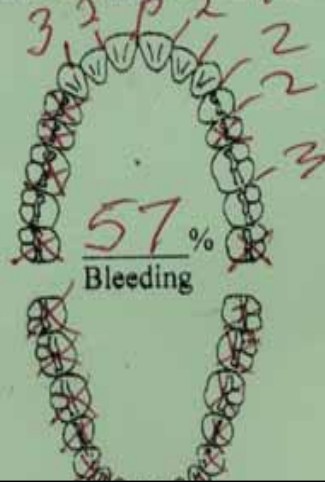
Date 5/12/06

Date 6.12/06

Number of Teeth 10

Number of Teeth 10 (B)

Total Bleeding Score 17



One day  
Later

Name Teel Barber

# Gum Health Progress Sheet

Date 5/12/06

Date 6.12/06

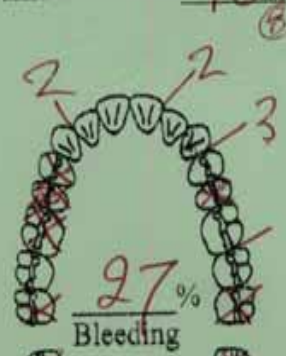
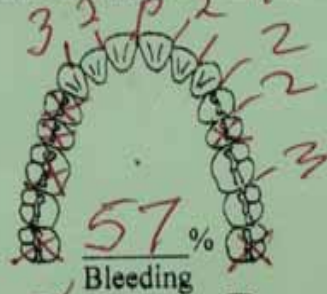
Date 11/12/06

Number of Teeth 10

Number of Teeth 10 <sup>(8)</sup>

Number of Teeth 10 <sup>(9)</sup>

Total Bleeding Score 17



Five  
Days  
Later

# Within Five Weeks

Name Teel Barber

## Gum Health Progress Sheet

Date 5/12/06

Date 6.12/06

Date 11/12/06

Date 11/1/07

Number of Teeth 10

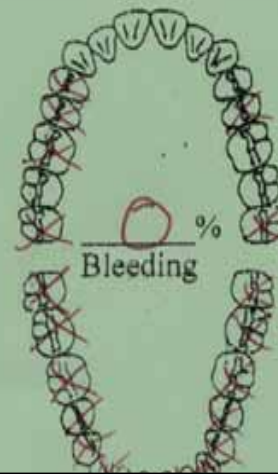
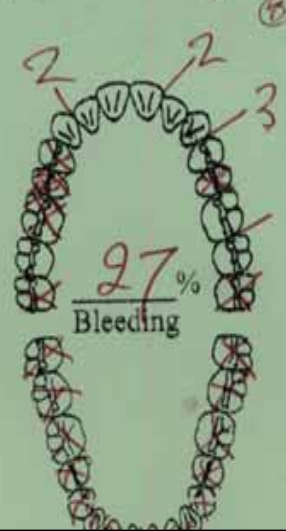
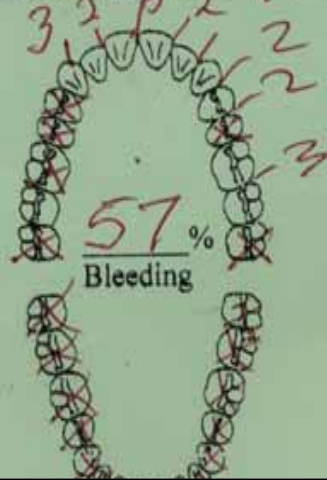
Number of Teeth 10 <sup>(8)</sup>

Number of Teeth 10 <sup>(9)</sup>

Number of Teeth 10

Total Bleeding Score 17

Total Bleeding Score     




Without Any Dental  
Intervention


The Patient's Own Plaque  
Control

reduced his Bleeding Index  
from 57% to 0%

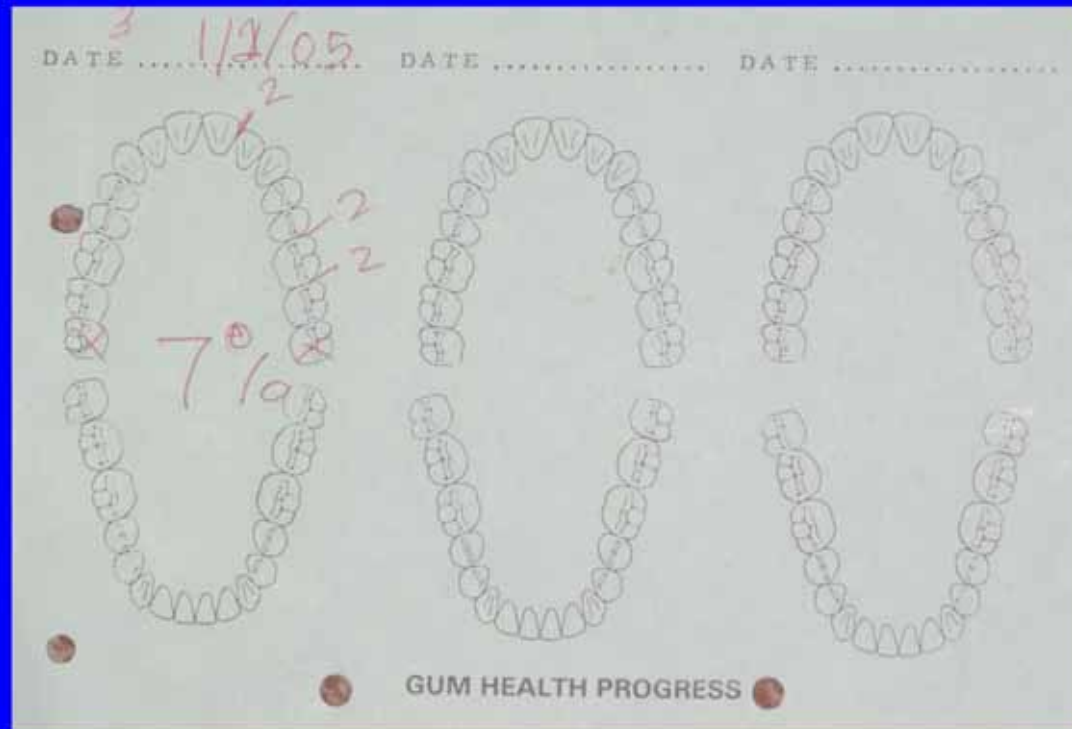
# Another Case



# Toothpicking, Toothbrushing and Interdental Brushes only



# Slight Relapse 7 months Later





The End