

Preparation of Eggs  
for the Sinus Grafting  
Egg Exercise

Draw on the Eggs  
before the Course

## Obtain the following Items

1. Eggs with Thick Shells

(? Free range eggs)

Thin shells break too easily

2. Medium Size Pointed Black Felt Pens

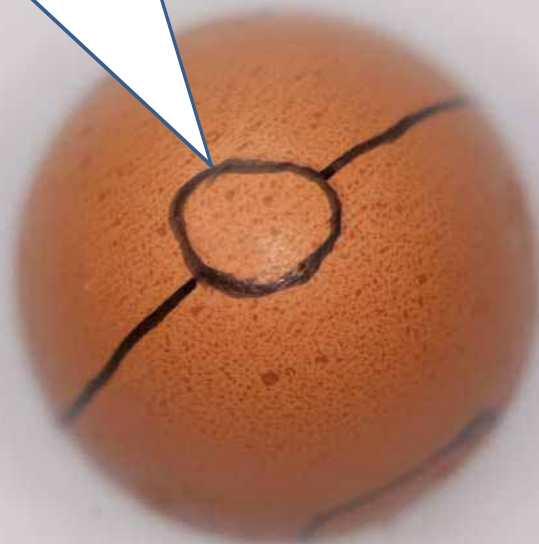
Draw a Small Circle on Both Ends  
of the Egg



Small Circle drawn on One End



and the Other End




Draw a Line  
from One End




To  
the Other End




on Both Sides



Draw a Rectangle  
on Both Sides of the Egg



Rounded  
Corners



and the Other Side

